


Ports and Container Handling Chain



RENOLD

Superior Chain Technology

Renold Port and Container Handling Chain

Unique quality and safety

Leading edge technology

Renold provides practical cost effective solutions, with a commitment of value through quality. This is achieved by continuous investment in people, process technology and manufacturing.

Consistent reliability

Renold's 100 years of experience in the design and manufacture of power transmission products, to the highest specifications, with proven performance in diverse industries worldwide, underwrites the guaranteed quality and the assurance of reliability.

Package solutions

One stop for your drive systems, including roller and leaf chain, gears and couplings.

Service excellence and care

Renold offers a unique level of service excellence and customer care. Our experienced applications engineers will select the optimum solution with the aid of the latest computer and design technology. Renold is the name for service, care and peace of mind.

Special solutions and innovations

Renold is recognised throughout the industry for its capability to create specific solutions to customers' unique requirements. International companies and industries from steel to food processing to escalators to textile machinery have chosen Renold to solve their problems.

Local and international availability

The Renold organisation stretches world-wide.


- 17 National Sales Companies
- Over 70 Overseas Distributors offering the comprehensive Renold range of power transmission products, directly or through local distributor networks



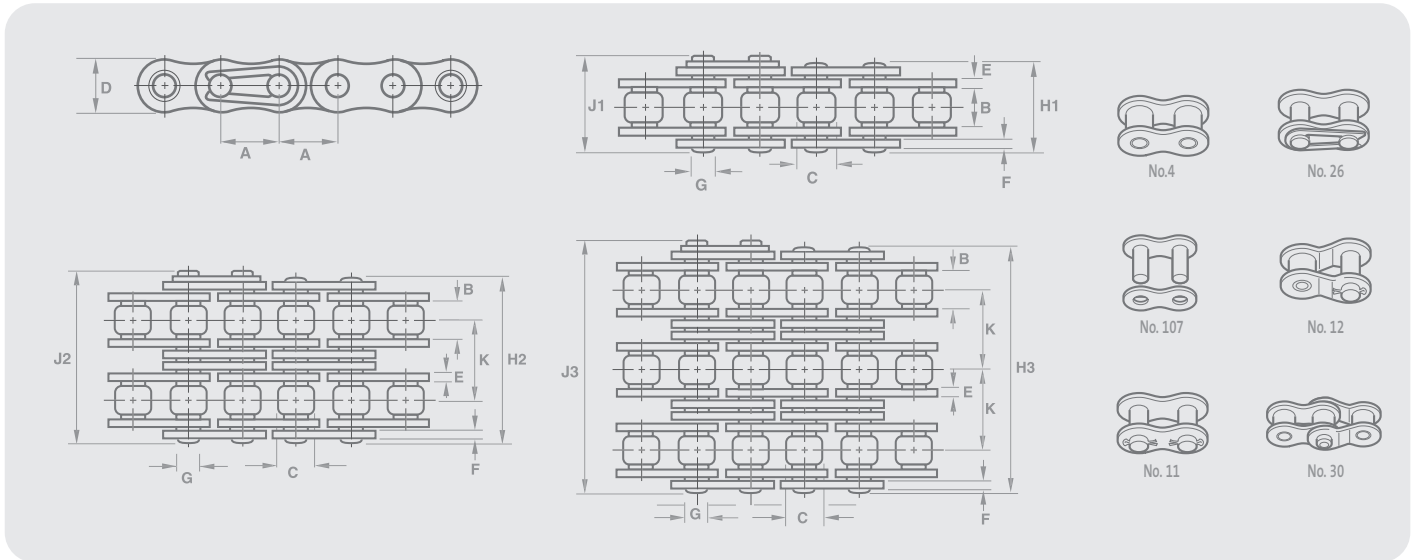
Chain for Port and Container Handling

Renold can supply all your chain requirements for ports and container handling. Chains for applications including rubber tyred and rail mounted gantry

cranes and fork lift trucks make up a comprehensive range of industry-proven, high specification products.



ANSI Standard Large Pitch and Heavy Series Chain ISO 606 / ANSI B29.100



ANSI large pitch chain - simplex

Dimensions (mm)

Connecting links

Renold Chain No.	ISO No.	Pitch (inch)	Pitch (mm)	Inside Width Min	Roller Diam Max	Plate Height Max	Plate Width Inner Max	Plate Width Outer Max	Pin Diam Max	Pin Length Max	Con Link Extra Max	Trans Pitch	ISO606 Tensile Strength Min	Weight kg/m								
															No. 4	No. 107	No. 11	No. 26	No. 12	No. 30	No. 58	
		A	A	B	C	D	E	F	G	H1	J	K	(N)†									
140R	140-1	1.75	44.45	25.23	25.40	42.23	5.61	5.61	12.71	54.90	7.40	-	170000	7.80	✓	✓	✓	-	✓	-	✓	
160R	160-1	2.00	50.80	31.55	28.58	48.26	6.35	6.35	14.29	65.50	7.90	-	223000	10.40	✓	✓	✓	-	✓	-	✓	
180R	180-1	2.25	57.15	35.48	35.71	54.30	7.11	7.11	17.46	73.90	9.10	-	281000	13.94	✓	✓	✓	-	-	-	✓	
200R	200-1	2.50	63.50	37.85	39.67	60.33	8.13	8.13	19.85	80.30	10.20	-	355000	17.30	✓	✓	✓	-	✓	-	✓	
240R	240-1	3.00	76.20	47.35	47.62	72.39	9.80	9.80	23.80	95.50	10.50	-	500000	25.00	✓	✓	✓	-	-	-	✓	

ANSI large pitch chain - duplex

		A	A	B	C	D	E	F	G	H2	J	K	(N)†								
140-2R	140-2	1.75	44.45	25.23	25.40	42.23	5.61	5.61	12.71	103.60	7.40	48.87	340000	15.50	✓	✓	✓	-	✓	-	✓
160-2R	160-2	2.00	50.80	31.55	28.58	48.26	6.35	6.35	14.29	121.60	7.90	58.55	446000	20.60	✓	✓	✓	-	✓	-	✓
180-2R	180-2	2.25	57.15	35.48	35.71	54.30	7.11	7.11	17.46	140.80	9.10	65.84	562000	27.72	✓	✓	✓	-	-	-	✓
200-2R	200-2	2.50	63.50	37.85	39.67	60.33	8.13	8.13	19.85	151.90	10.20	71.55	630000	34.40	✓	✓	✓	-	✓	-	✓
240-2R	240-2	3.00	76.20	47.35	47.62	72.39	9.80	9.80	23.80	183.33	10.50	87.83	1000800	50.00	✓	✓	✓	-	-	-	✓

HV series - simplex

		A	A	B	C	D	E	F	G	H1	J	K	(N)†								
140HV-1R	140HV-1	1.75	44.45	25.23	25.40	41.81	6.35	6.35	12.71	57.90	7.40	-	258000	8.60	RL	PL	CL	PLA			
160HV-1R	160HV-1	2.00	50.80	31.55	28.58	47.73	7.11	7.11	14.29	68.50	7.90	-	311400	11.20	RL	CL	PL	PLA			
180HV-1R	180HV-1	2.25	57.15	35.48	35.71	53.51	8.13	8.13	17.46	73.90	9.10	-	422500	15.20	RL	CL	CL	PLA			
200HV-1R	200HV-1	2.50	63.50	37.85	39.67	59.56	9.65	9.65	19.85	86.40	10.20	-	600500	19.50	✓	✓	✓	-	-	-	✓

HV series - duplex

		A	A	B	C	D	E	F	G	H2	J	K	(N)†							
140HV-2R	140HV-2	1.75	44.45	25.23	25.40	41.81	6.35	6.35	12.71	106.90	7.40	48.87	516000	16.74	PL	CL	PLA	RL		
160HV-2R	160HV-2	2.00	50.80	31.55	28.58	47.73	7.11	7.11	14.29	130.40	7.90	61.90	622800	23.50	RL	CL	PL	PLA		

V series - simplex

		A	A	B	C	D	E	F	G	H1	J	K	(N)†								
140V-1R	140V-1	1.75	44.45	25.23	25.40	41.81	5.61	5.61	12.71	54.90	7.40	-	235000	7.80	✓	✓	✓	-	-	-	✓
160V-1R	160V-1	2.00	50.80	31.55	28.58	47.73	6.35	6.35	14.29	65.50	7.90	-	289000	10.40	✓	✓	✓	-	-	-	✓
180V-1R	180V-1	2.25	57.15	35.48	35.71	53.51	7.11	7.11	17.46	73.90	9.10	-	382500	13.94	✓	✓	✓	-	-	-	✓
200V-1R	200V-1	2.50	63.50	37.85	39.67	59.56	8.13	8.13	19.85	80.30	10.20	-	445000	17.30	✓	✓	✓	-	-	-	✓

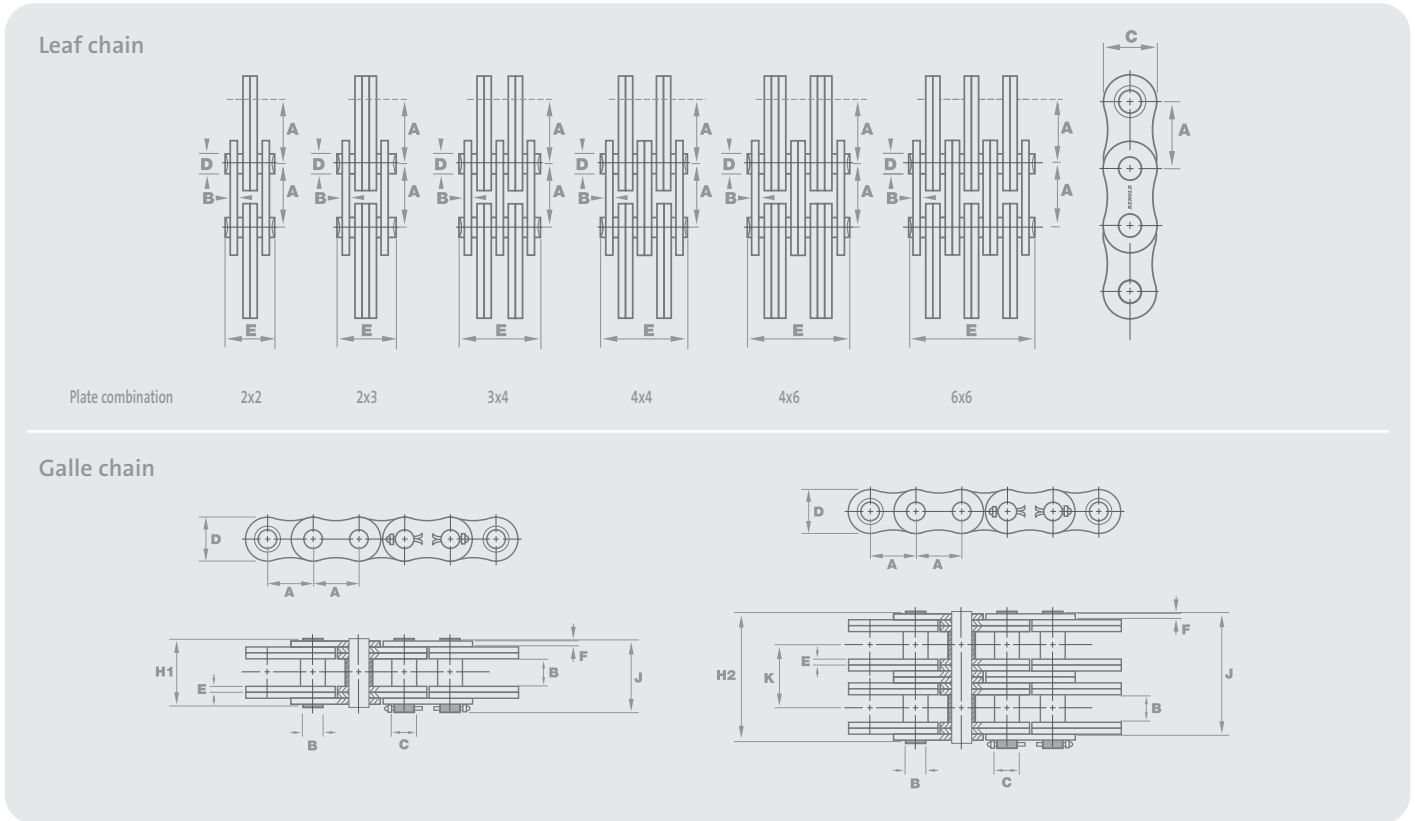
V series - duplex

		A	A	B	C	D	E	F	G	H2	J	K	(N)†								
140V-2R	140V-2	1.75	44.45	25.23	25.40	41.81	5.61	5.61	12.71	103.60	7.40	48.87	470000	15.50	✓	✓	✓	-	-	-	✓

Cottered chain is available on request

ANSI Standard Leaf Chain* and Galle Chain NFE 26107 / ISO 4347 / DIN 8152 / ANSI B29.8

* Standards apply to Leaf chain only



Leaf chain

Dimensions (mm)

Renold Chain No.	ISO No.	ANSI No.	Pitch (inch)	Pitch (mm)	Plate Combination	Chain Length over 100 pitches (±0.25%)	Plate Width	Plate Depth	Pin Dia	Width Over Pin	Fb N Min	Weight kg/m
			A	A			B	C	D	E		
1400724	LH 2023	BL 1023	1.25	31.75	2x3	3175.00	4.88	29.60	11.10	28.70	142000	4.25
1400725	LH 2034	BL 1034	1.25	31.75	3x4	3175.00	4.88	29.60	11.10	38.60	244000	6.01
1400726	LH 2044	BL 1044	1.25	31.75	4x4	3175.00	4.88	29.60	11.10	43.60	284000	6.80
1400727	LH 2046	BL 1046	1.25	31.75	4x6	3175.00	4.88	29.60	11.10	53.50	305000	8.40
1400728	LH 2066	BL 1066	1.25	31.75	6x6	3175.00	4.88	29.60	11.10	63.40	417000	10.20
1400688	LH 2434	BL 1234	1.50	38.10	3x4	3810.00	5.68	35.90	12.71	45.10	245000	8.70
1400689	LH 2446	BL 1246	1.50	38.10	4x6	3810.00	5.68	35.90	12.71	62.50	371500	12.40
1400690	LH 2466	BL 1266	1.50	38.10	6x6	3810.00	5.68	35.90	12.71	74.20	454000	14.80
1400559	LH 2834	BL 1434	1.75	44.45	3x4	4445.00	6.38	41.90	14.28	51.20	316000	11.00
1400557	LH 2846	BL 1446	1.75	44.45	4x6	4445.00	6.38	41.90	14.28	71.00	427500	15.20
1400646	LH 3234	BL 1634	2.00	50.80	3x4	5080.00	7.18	47.80	17.46	58.50	530000	14.00
1400691	LH 3244	BL 1644	2.00	50.80	4x4	5080.00	7.18	47.80	17.46	66.00	579000	17.40
1400647	LH 3246	BL 1646	2.00	50.80	4x6	5080.00	7.18	47.80	17.46	81.00	579000	21.60
1400692	LH 3266	BL 1666	2.00	50.80	6x6	5080.00	7.18	48.30	17.46	96.00	868000	25.90
1400648	LH 3288	BL 1688	2.00	50.80	8x8	5080.00	7.18	48.30	17.46	125.00	1157000	34.50

Galle chain

Dimensions (mm)

Renold Chain No.	Pitch (inch)	Pitch (mm)	Inside Width	Roller Diam	Plate Height	Plate Width Inner	Plate Width Outer	Pin Diam	Pin Length	Conn Link Extension	Transverse Pitch	Theoretical Min Breaking Load (Not ISO Chain)
	A	A	B	C	D	E	F	G	H1	J	K	
Simplex												
586051	2.00	50.80	31.55	28.58	48.26	6.35	6.35	20.40	78.00	84.00	-	300000
586061	2.00	50.80	31.55	28.58	48.26	6.35	6.35	20.40	78.00	84.00	-	300000
Duplex												
586052	2.00	50.80	31.55	28.58	48.26	6.35	6.35	20.40	150.00	155.00	70.50	600000
586062	2.00	50.80	31.55	28.58	48.26	6.35	6.35	20.40	150.00	155.00	70.50	600000

Port and Container Handling

Renold products for the container handling industry

PM series

This series of gear units is available as a

- single worm unit - type PW,
- helical/worm unit - type PH
- helical/bevel/helical unit - type PB

The range offers the ultimate in versatility and durability with a modern compact design which allows direct mounting of standard IEC and NEMA motors.

Available in 6 sizes with power capacities up to 84kW and gear ratios from 5:1 to 333:1.

- Motorised and speed reducer types available
- Case design allows variable mounting options - foot, flange and shaft mounting available
- Long life synthetic lubrication



HC series

State of the art heavy duty helical/bevel helical units using case hardened and ground gears throughout. 14 sizes available with power capacities up to 11,000kW.

- Motorised and speed reducer types for all applications
- Versatility within the range allows for underdriven and vertical mounting from the same unit
- Foot, shaft and flange mounted types available
- Custom made units, designed specifically for customer's applications, are available
- Available as, single, double, triple and quadruple reduction



RB & PM couplings

Heavy duty industrial couplings providing exceptional protection against severe shock load and vibration


- Intrinsically fail-safe ensuring continuous operation of the driveline
- Control of resonant torsional vibration achieving low vibratory loads in the driveline with optimum stiffness characteristics
- Zero backlash eliminating torque amplification through pre-compression of the rubber elements



Sprag clutch

Anti-runback clutch used on holdback, indexing and over-running applications

- No backlash, giving positive action
- Long life means low maintenance costs
- Enhanced performance from optimised sprag profile design
- Compact design, yet high torque
- Interchangeability means no re-engineering



Trapped Roller Freewheel

Heavy duty industrial couplings providing exceptional protection against severe shock load and vibration

- Intrinsically fail-safe ensuring continuous operation of the driveline
- Control of resonant torsional vibration achieving low vibratory loads in the driveline with optimum stiffness characteristics
- Zero backlash eliminating torque amplification through pre-compression of the rubber elements

Spiderflex

Medium powered torsionally flexible coupling, combining shock absorbing and misalignment capacity. Used in a wide range of industries and applications.

- Max kW at 11rpm: 35
- Max torque: 3303Nm



Chainflex

All metal flexible yet torsionally stiff coupling, suitable for use in arduous working conditions.

- Max kW at 100 rpm: 90
- Max Torque: 8595Nm



Gearflex

Heavy duty all metal couplings giving maximum power capacity within minimum space envelope and excellent misalignment capacity.

- Max kW at 100 rpm: 50485
- Max Torque: 4747000Nm



Australia**Melbourne (Victoria)**

Tel: + 61 (0) 3 9262 3333
Fax: + 61 (0) 3 9561 8561
e-mail: melsmg@renold.com.au

*also at: Sydney, Brisbane, Adelaide, Perth,
Newcastle, Wollongong, Townsville*

Austria**Vienna**

Tel: + 43 (0) 1 330 3484
Fax: + 43 (0) 1 330 3484-5
e-mail: office@renold.at

*also at: Kiskörös (Hungary),
Jaroslavice (Czech Republic)*

Belgium**Brussels**

Tel: + 32 (0) 2 201 1262
Fax: + 32 (0) 2 203 2210
e-mail: info@renold.be

Canada**Brantford (Ontario)**

Tel: + 1 519 756 6118
Fax: + 1 519 756 1767
e-mail: inquiry@renoldcanada.com

also at: Montreal

China**Shanghai**

Tel: + 21 5046 2696
Fax: + 21 5046 2695
e-mail: sales@renold.cn

Denmark**Brøndby (Copenhagen)**

Tel: + 45 43 45 26 11
Fax: + 45 43 45 65 92
e-mail: info@renold.dk

France**Seclin**

Tel: + 33 (0) 320 16 29 29
Fax: + 33 (0) 320 16 29 00
e-mail: contact@brampton-renold.com

Germany**Einbeck**

Tel: + 49 (0) 5562 81248
Fax: + 49 (0) 5562 81130
e-mail: info@renold.de

*also at: Bielefeld, Düsseldorf,
Kornwestheim*

Malaysia**Selangor Darul Ehsan**

Tel: + 60 3-5122 7880
Fax: + 60 3-5122 7881
e-mail: sales@renoldmalaysia.com

also at: Johor Bharu, Ipoh, Penang

Netherlands**Amsterdam**

Tel: + 31 (0)20 6146661
Fax: + 31 (0)20 6146391
e-mail: info@renold.nl

New Zealand**Auckland**

Tel: + 64 9828 5018
Fax: + 64 9828 5019
e-mail: aksales@renold.co.nz

also at: Christchurch

Philippines**Paranaque City**

Tel: + 63 2 829 6086
Fax: + 63 2 826 5211

Russia**Moscow**

Tel: + 7 926 220 6544

Singapore

Tel: + 65 6760 2422
Fax: + 65 6760 1507
e-mail: sales@renold.sg

South Africa**Benoni (Johannesburg)**

Tel: + 27 11 747 9500
Fax: + 27 11 747 9505
e-mail: sales@renold.co.za

*also at: Richards Bay,
Port Elizabeth, Cape Town*

Sweden**Brøndby (Copenhagen)**

Tel: + 45 43 45 26 11
Fax: + 45 43 45 65 92
e-mail: info@renold.dk

Switzerland**Dübendorf (Zürich)**

Tel: + 41 (1) 824 8484
Fax: + 41 (1) 824 8411
e-mail: info@renold-gmbh.ch

also at: Crissier (Lausanne)

UK**Burton upon Trent**

Tel: + 44 (0) 1283 512940
Fax: + 44 (0) 1283 512628
e-mail: ukchain@renold.com

USA**Morristown TN**

Tel: + 1 800 251 9012
Fax: + 1 423 581 2399
e-mail: sales@renoldjeffrey.com

*For other country distributors please contact
Renold UK.*

*Whilst all reasonable care in compiling the
information contained in this brochure is taken,
no responsibility is accepted for printing errors.*

*All information contained in this brochure is
subject to change after the date of publication.*

© Renold Power Transmission 2006.
Ref: REN36 / ENG / 02.06

RENOLD
Superior Chain Technology